

2026





TRADE MARK

BUILDING SUPPLY



238 Patterson Center Ct, Winston-Salem, NC 27105

 **336.999.4445**

 **www.TrademarkBuildingSupply.com**

*Siding, Windows, Trim, Doors, Decking &
Cabinets—All in One Place*

ABOUT US



About The Company

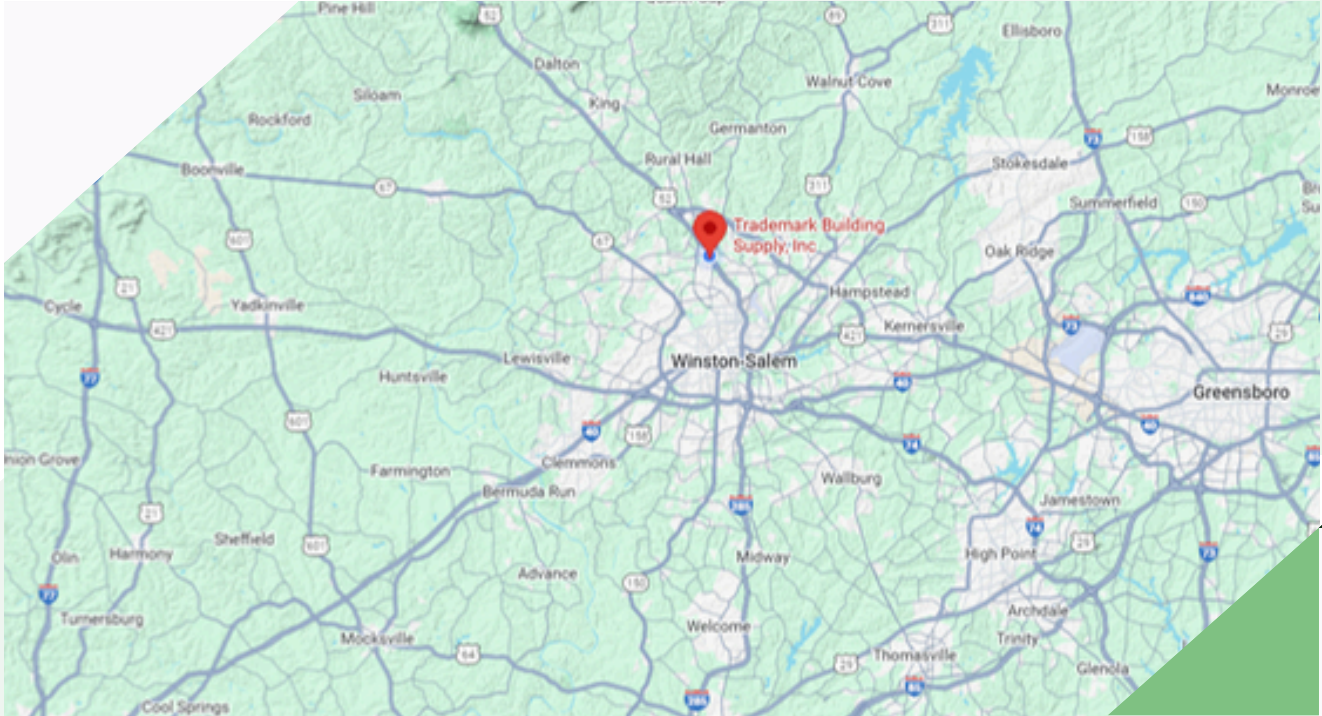


Trademark Building Supply is a locally owned supplier specializing in siding, windows, doors, trim, decking, and cabinetry. We support contractors, remodelers, and homeowners with reliable products, fast turnaround times, and personal service. Our goal is simple—provide the materials and support you need to deliver quality work on every project.



| Strictly Confidential, For Recipient Only

LOCATION



Trademark Building Supply, located at **238 Patterson Center Ct, Winston-Salem, NC 27105**, is a locally owned supplier dedicated to providing high-quality siding, windows, doors, trim, decking, and cabinetry.

Location and Accessibility

- Conveniently positioned just off *Highway 52 and Patterson Avenue*
- Adjacent to *Cook's Flea Market*

TRADEMARK'S TIMELINE



2017

Trademark Building Supply

Trademark Building Supply was established in 2017.

2023

Trademark Kitchen & Bath Studio

Expanded with the addition of Trademark Kitchen & Bath.

2029?

More to come?

Striving to be the preferred supplier in Winston-Salem.

2035?

Improvements/Expansion?

Trademark Building Supply is continually seeking opportunities to enhance the experience for both contractors and homeowners. We welcome any feedback or suggestions you may have.



TRADE MARK
BUILDING SUPPLY

| Strictly Confidential, For Recipient Only

PRODUCT CATEGORIES

Products We Offer

SIDING

- Vinyl Siding (STYLECREST)
- LP Smartside
- Fiber Cement (Allura)
- Composite (Everlast)

TRIM & ACCESSORIES

- Vinyl Accessories
- Soffit
- Fascia
- Aluminum Coil
- Flashings
- Housewrap & Tapes

WINDOWS

- Vinylmax
- ViWinTech
- West Window
- Custom + replacement options

TRADE MARK
- KITCHEN & BATH STUDIO -
Granite • Quartz • Cabinetry & More

EXTERIOR DOORS

- Jenkins Doors
- Entry
- Sliding
- French Patio

DECKING

- Trex Decking (composite)
- Trex Rail Systems
- Vinyl Railing

CABINETRY & COUNTERTOPS

- Semi-Custom Cabinets
- RTA Cabinets
- Quartz, Marble, Granite, Quartzite Countertops +more

RAINWARE

- Gutter Material
- Gutter Guards
- Half Round Gutters
- Aluminum, Steel & Copper Products Available

SIDING OVERVIEW

Siding Options



Vinyl Siding (STYLECREST)

- Clapboard, Dutchlap, Board & Batten
- Stocked colors available
- Wide range of trims and accessories

Fiber Cement (Allura)

- Lap siding
- Panels & trim
- Primed + prefinished options

Engineered Wood Siding (LP SmartSide)

- Lap siding
- Panel siding
- Trim boards
- Durable, impact-resistant
- Great for builds wanting a wood look without wood maintenance

Composite Siding (Everlast)

- 100% PVC-based
- No painting required
- Lifetime durability






COLORFUL SIDING. BEAUTIFUL FINISH. LP SMARTSIDE EXPERTFINISH


TRIM & SIDING

The advanced durability you expect from LP® SmartSide® Trim & Siding comes in ExpertFinish® colors. Your homeowners will love choosing colors to match their style—and you'll love the fast and easy installation that comes with LP SmartSide ExpertFinish Trim & Siding.


- ExpertFinish Lap Joint eliminates the need for seam caulk, joint molds, or pan flashing
- Now available in brushed smooth and cedar texture
- Advanced Durability for Longer Lasting Beauty®
- Available in 16 versatile colors that will complement most any home's style
- Industry-leading 5/15/50 year prorated limited warranty: 5-year labor and materials, 15-year finish, and 50-year substrate
- Comes in a variety of SKUs and finishes



Snowscape White



Sand Dunes



Desert Stone



Quarry Gray



Prairie Clay



Terra Brown



Harvest Honey



Timberland Suede



Garden Sage



Redwood Red



Tundra Gray



Summit Blue



Rapids Blue



Cavern Steel



Midnight Shadow



Abyss Black




For complete product and warranty details, visit [LPCorp.com/ExpertFinish](https://www.LPCorp.com/ExpertFinish)

All colors shown are representative and may not be an exact match.

Products Available in LP® SmartSide® ExpertFinish® Colors

Lap Joint Siding

- 38 Series 6" x 16' – 5.84 in. (148 mm) x 192 in. (4.9 m)
- 38 Series 8" x 16' – 7.84 in. (199 mm) x 192 in. (4.9 m)



Trim

- 440/540 Series 4" x 16' – 3.50 in. (89 mm) x 192 in. (4.9 m)
- 440/540 Series 6" x 16' – 5.50 in. (140 mm) x 192 in. (4.9 m)
- 440/540 Series 8" x 16' – 7.21 in. (183 mm) x 192 in. (4.9 m)
- 440/540 Series 10" x 16' – 9.21 in. (234 mm) x 192 in. (4.9 m)
- 440/540 Series 12" x 16' – 11.21 in. (285 mm) x 192 in. (4.9 m)
- 190 Series 3" x 16' – 2.5 in. (64 mm) x 192 in. (4.9 m)



Shakes

Reversible staggered or straight edge

- 38 Series 12" x 48" –

11.624 in. (295 mm) x 48.63 in. (1.2 m) *



Panel – NGSE

Dual usesidingand soffit panel

- 38 Series 4' x 8' – 47.88 in. (1216 mm) x 96 in. (2.4 m)
- 38 Series 4' x 10' – 47.88 in. (1216 mm) x 120 in. (3 m) *



Nickel Gap

- Nickel Gap 8" x 16' – 7.88 in. (200 mm) x 192 in. (4.9 m)



Vertical Siding


- 38 Series 16" x 16' – 15.94 in. (405 mm) x 192 in. (4.9 m)



Soffit

Closedor vented

- 38 Series 12" x 16' – 11.94 in. (303 mm) x 192 in. (4.9 m)
- 38 Series 16" x 16' – 15.93 in. (405 mm) x 192 in. (4.9 m)
- 38 Series 24" x 16' – 23.94 in. (608 mm) x 192 in. (4.9 m)



Outside Corners

- 540 Series 4" x 16' – 3.625 in. (89 mm) x 192 in. (4.9 m)
- 540 Series 6" x 16' – 5.625 in. (140 mm) x 192 in. (4.9 m)



J-Blocks

- 540 Series 7.25" x 7.25" – 7.21 in. (183 mm) x 7.21 in. (183 mm)



Mini Splits

- 540 Series 7.25" x 6.75" – 7.21 in. (183 mm) x 6.75 in. (171 mm)



*Only Available in Cedar Texture.
Not all products available in all colors.



We're not just building for the future, we are promoting forest regeneration and conserving wildlife habitats for the benefit of all generations to come.

All photos are for illustrative purposes only. Please refer regularly to LPCorp.com for correct and up-to-date product installation instructions.

WARNING: Drilling, sawing, sanding or machining wood products can expose you to wood dust, a substance known to the State of California to cause cancer. Avoid inhaling wood dust or use a dust mask or other safeguards for personal protection. For more information go to www.P65Warnings.ca.gov/wood.



For complete product and warranty details, visit LPCorp.com/ExpertFinish

© 2025 Louisiana-Pacific Corporation. All rights reserved. Sustainable Forestry Initiative and associated logo are registered trademarks of the Sustainable Forestry Initiative, Inc. All other trademarks are owned by Louisiana-Pacific Corporation. Printed in the US.



INTRODUCING

Shown in Cedar Texture 8" Lap
in Saffron Cedar

LP® SmartSide® ExpertFinish® NATURALS COLLECTION

The advanced durability you expect from LP SmartSide ExpertFinish Trim & Siding in a stunning new NATURALS palette.

- Available in six versatile colors and both cedar and brushed smooth textures to complement a variety of aesthetics.
- NATURALS Collection blends the stability of engineered wood with the unique color variations found in nature.
- With 16 solid-colors also available in our ExpertFinish line, your full-home solution is here.
- Industry-leading 5/15/50 year prorated limited warranty: 5-year labor and materials, 15-year finish, and 50-year substrate.




Ceiling application shown in Cedar Texture Nickel Gap
in Weathered Walnut



For complete product and warranty details, visit LPCorp.com/ExpertFinish


INSPIRED BY NATURE




Washed
White




Smoky
Slate




Bonsai
Black




Weathered
Walnut



Aged
Amber



Saffron
Cedar



Quarry Gray



Summit Blue



Abyss Black



Terra Brown



Desert Stone



Sand Dunes

Try pairing with:

Available in Brushed Smooth & Cedar Textures	Nominal Dimensions/Inches	Number of Pieces Per Unit
38 Series Lap - 8"	3/8x8x192	144
190 Series Trim - 3"	19/32x3x192	90
540 Series Trim - 4"	5/4x4x192	120
540 Series Trim - 6"	5/4x6x192	64
440 Series Trim - 4"	4/4x4x192	144
440 Series Trim - 6"	4/4x6x192	96
38 Series Vertical Panel	3/8x16x192	132
Nickel Gap - 8"	1/2x8x192	72
38 Series Soffit - 16" Closed	3/8x16x192	66



We're not just building for the future, we are promoting forest regeneration and conserving wildlife habitats for the benefit of all generations to come.



For complete product and warranty details, visit LPCorp.com/ExpertFinish

All colors shown are representative and may not be an exact match.

Unleash your imagination.



PROUDLY FINISHED WITH
SHERWIN-WILLIAMS.
COATINGS

Allura's proprietary Spectrum® Finishing System not only ensures unparalleled protection against the elements, but also brings out your style in a gorgeous palette of eye-catching designer colors. But that's only part of the story. Beneath our alluring Spectrum finish lies a strong precision process. Optimal defense is built-in with our primer/sealer for premium weather protection and machine-applied coats of Spectrum color.

With 25 solid colors available to choose from our Spectrum pre-painted collection, your homeowner can rest assured knowing they won't need to repaint for 15 years. We back this claim up with a 15-year warranty on all our pre-finished options.



Or if you have a special request beyond our existing samples, you can create your own custom look with our Spectrum Plus™ curated collection. This offers a palette of beautiful colors reserved exclusively for your use in your market. Contact your Allura sales representative for more details on both of these customized programs to determine what best fits your needs.

Finish First

With Spectrum pre-finished products, reduce the on-site painting days in your schedule, and benefit from the advantages of optimal inside atmospheric conditions for applying, drying and curing paint. Film thickness is precise for uniform flawless 15-year warranty finish. Why let the variables of heat, cold, wind rain, humidity, bugs, flying debris and human error, degrade your work? Choose Allura Spectrum® featuring Sherwin Williams® colors and Finish First.

The samples shown here are as accurate as printing methods will permit. For a physical color sample please visit shop.allurausa.com

Check market availability as product may vary



PROUDLY FINISHED WITH
SHERWIN-WILLIAMS
COATINGS

Natural Beauty Built to Last


The Wood Series, from the Allura Spectrum line of pre-finished products delivers an exceptional wood aesthetic to homes, multifamily, and commercial structures. It is a collection of forest inspired classics and new urban shades.

The Wood Series offers:


- Layered tonality creating depth, nuance and the tactile realism of natural wood
- The Spectrum proprietary coating application process is so precise it maintains color continuity from board to board and pallet to pallet
- Installation is streamlined and one-of-a-kind color uniformity is effortlessly achieved.



Driftwood




River Oak




Ancient Timber



Fresh Timber



Lakeside Oak




Antique Oak




Red Cedar



Sunbleached Walnut



Burnished Oak



Aged Mahogany

The Wood Series offers a range of classically rustic colors ideal for appointing Craftsman, Lodge, Georgian, Ranch, and Cottage-style homes. It also includes deeper, more saturated modern tones that bring a sense of urban sophistication to Contemporary and Modern designs—while still maintaining a warm, hearthside connection.

Bring the beauty of the forest home with The Wood Series.

The samples shown here are as accurate as printing methods will permit. For a physical color sample please visit shop.allurausa.com

Check market availability as product may vary



Lap Siding



Shake



Trim



Soffit



Beadboard



Panel Siding



Panel



Shake Select



AlluraUSA.com

396 West Greens Road, Suite 300 • Houston, Texas 77067 • (844) 4.ALLURA (844) 425.5872



BACKED BY CONFIDENCE.

Allura fiber cement siding products are backed by our
30-year Transferable Limited Product Warranty*.

*Please review our Limited Transferable Warranty for specific details. Use of the product subjects you to a Limited Warranty and Arbitration Agreement. For a copy and further details, visit Allurausa.com/warranties.

.040 Dutchlap 5" Vinyl Siding



Part No.	Package Weight	Package Quantity Pieces	Package Quantity Squares	Square Ft. Coverage-Carton	Length	Width	Color
200LS02	83.1	20	2	200	12'	10"	White Birch
200LS11	83.1	20	2	200	12'	10"	Classic Sand
200LS17	83.1	20	2	200	12'	10"	Warm Sandalwood
200LS22	83.1	20	2	200	12'	10"	Sunny Maize
200LS26	83.1	20	2	200	12'	10"	Summer Wheat
200LS41	83.1	20	2	200	12'	10"	Soft Willow
200LS43	83.1	20	2	200	12'	10"	Pebble Clay
200LS44	83.1	20	2	200	12'	10"	Harbor Stone
200LS46	83.1	20	2	200	12'	10"	Basket Beige
200LS47	83.1	20	2	200	12'	10"	Slate Blue
200LS49	83.1	20	2	200	12'	10"	Graphite Grey
200LS52	83.1	20	2	200	12'	10"	Java
200LS79	83.1	20	2	200	12'	10"	Seagrass
200LS82	83.1	20	2	200	12'	10"	Meadow

.040 D5 Solid Soffit



Part No.	Package Weight	Package Quantity Pieces	Package Quantity Squares	Square Ft. Coverage-Carton	Length	Width	Color
32DS10SD02	76.9	20	2	200	12'	10"	White Birch
32DS10SD11	76.9	20	2	200	12'	10"	Classic Sand
32DS10SD17	76.9	20	2	200	12'	10"	Warm Sandalwood
32DS10SD22	76.9	20	2	200	12'	10"	Sunny Maize
32DS10SD43	76.9	20	2	200	12'	10"	Pebble Clay
32DS10SD44	76.9	20	2	200	12'	10"	Harbor Stone
32DS10SD46	76.9	20	2	200	12'	10"	Basket Beige
32DS10SD49	76.9	20	2	200	12'	10"	Graphite Grey
32DS10SD83	76.9	20	2	200	12'	10"	Midnight
32DS10SD98	76.9	20	2	200	12'	10"	Musket Brown

.040 D5 Vented Soffit



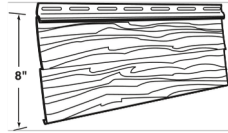
Part No.	Package Weight	Package Quantity Pieces	Package Quantity Squares	Square Ft. Coverage-Carton	Length	Width	Color
32DS10VT02	72.9	20	2	200	12'	10"	White Birch
32DS10VT11	72.9	20	2	200	12'	10"	Classic Sand
32DS10VT17	72.9	20	2	200	12'	10"	Warm Sandalwood
32DS10VT22	72.9	20	2	200	12'	10"	Sunny Maize
32DS10VT43	72.9	20	2	200	12'	10"	Pebble Clay
32DS10VT44	72.9	20	2	200	12'	10"	Harbor Stone
32DS10VT46	72.9	20	2	200	12'	10"	Basket Beige
32DS10VT49	72.9	20	2	200	12'	10"	Graphite Grey
32DS10VT83	72.9	20	2	200	12'	10"	Midnight
32DS10VT98	72.9	20	2	200	12'	10"	Musket Brown



Deep Cedar Woodgrain Finish

Double 4" 26D4__

Length 12'-6" | 24 Panels/Carton | 2 Sq./Carton | Carton Weight: 92.55 lbs.



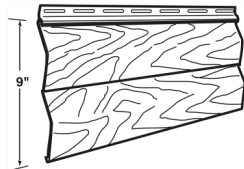
- | | |
|--------------------|------------------|
| 02 White Birch | 49 Graphite Grey |
| 11 Classic Sand | 51 Topaz |
| 17 Warm Sandalwood | 52 Java |
| 22 Sunny Maize | 61 Artisan Clay |
| 41 Soft Willow | 79 Seagrass |
| 43 Pebble Clay | 80 Twilight |
| 44 Harbor Stone | 82 Meadow |
| 46 Basket Beige | 85 Keystone |
| 47 Slate Blue | 86 Nutmeg |

SeaSide Collection

- 23 Coastal Sky 24 Providence Yellow
25 Sunset Peach
48 Concord Green

Dutchlap 4.5" 26DL45__

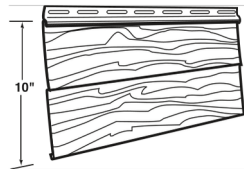
Length 12'-1" | 22 Panels/Carton | 2 Sq./Carton | Carton Weight: 89.05 lbs.



- | | | |
|--------------------|------------------|-------------|
| 02 White Birch | 44 Harbor Stone | 79 Seagrass |
| 11 Classic Sand | 46 Basket Beige | 80 Twilight |
| 17 Warm Sandalwood | 47 Slate Blue | 82 Meadow |
| 22 Sunny Maize | 49 Graphite Grey | 85 Keystone |
| 41 Soft Willow | 51 Topaz | 86 Nutmeg |
| 43 Pebble Clay | 52 Java | |
| | 61 Artisan Clay | |

Double 5" 26D5__

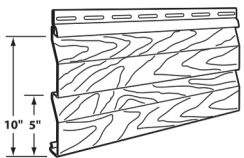
Length 12'-0" | 20 Panels/Carton | 2 Sq./Carton | Carton Weight: 87.05 lbs.



- | | | |
|--------------------|------------------|-------------|
| 02 White Birch | 44 Harbor Stone | 79 Seagrass |
| 11 Classic Sand | 46 Basket Beige | 80 Twilight |
| 17 Warm Sandalwood | 47 Slate Blue | 82 Meadow |
| 22 Sunny Maize | 49 Graphite Grey | 85 Keystone |
| 41 Soft Willow | 51 Topaz | 86 Nutmeg |
| 43 Pebble Clay | 52 Java | |
| | 61 Artisan Clay | |

Dutchlap 5" 26DL5__

Length 12'-0" | 20 Panels/Carton | 2 Sq./Carton | Carton Weight: 87.26 lbs.



- | | |
|--------------------|------------------|
| 02 White Birch | 49 Graphite Grey |
| 11 Classic Sand | 51 Topaz |
| 17 Warm Sandalwood | 52 Java |
| 22 Sunny Maize | 61 Artisan Clay |
| 41 Soft Willow | 79 Seagrass |
| 43 Pebble Clay | 80 Twilight |
| 44 Harbor Stone | 82 Meadow |
| 46 Basket Beige | 85 Keystone |
| 47 Slate Blue | 86 Nutmeg |

SeaSide Collection

- 23 Coastal Sky 24 Providence Yellow
25 Sunset Peach
48 Concord Green

STANDARD	PREMIUM SEASIDE (Premium)	ELITE	LEGACY
12 02 11 17 22 26 44	41 43 46 47 49 61 82 98	51 52 79 80 85 86	81 87 89 90 91 92 94 96 97

Product Availability, Prices and Specifications Subject to Change Without Notice



Oak Harbor® Series of Vinyl Siding

OAK HARBOR Product Test Data

Siding Thickness Specific Gravity	Tensile Strength (PSI)	Tensile Modulus (PSI)	IZOD Impact Strength @ 32°F	Heat Deflection Temp. @ 264 PSI	Coefficient of Linear Expansion	Warpage Heat Shrinkage	Impact Resistance	Surface Distortion @ 140° F	Flame Spread Index	Fire Rating	Smoke Developed	Fuel Contributed	Average Time of Burning	Average Extent of Burning	Weathering
.042" ± .001"	1.45	7,154	416,900	Passes per ASTM D3679	169° F	3.30 x 10-5	0.00" 0.3%	Passes per ASTM D3679	0	Class A 395	0 Self	Extinguished	2.379 mm	Passes per ASTM D3679	

Oak Harbor Vinyl Siding meets or exceeds all industry standards per ASTM D3679

Reinforced Nail Hem

~Wind Velocity Based on IBC



; Go to

**www.vinylsiding.org
of certified products
for a current list
and colors.**



STANDARD

02 11 17 22
26 44

PREMIUM

41 43 46 47
49 61 82 98

SEASIDE^(Premium)

23 24 25 48

ELITE

51 52 79 80
85 86

LEGACY

81 87 89 90 91
92 94 96 97

13



Unlike real wood, engineered wood, and fiber cement siding:



Everlast siding forever eliminates painting and caulking



Everlast siding is virtually impervious to water



Everlast siding is highly resistant to fading and discoloration



Everlast siding never bows, warps, splits, or swells



Everlast siding is insect-resistant



Everlast siding is ideal for wet and harsh climates

EVERLAST®
Advanced Composite Siding

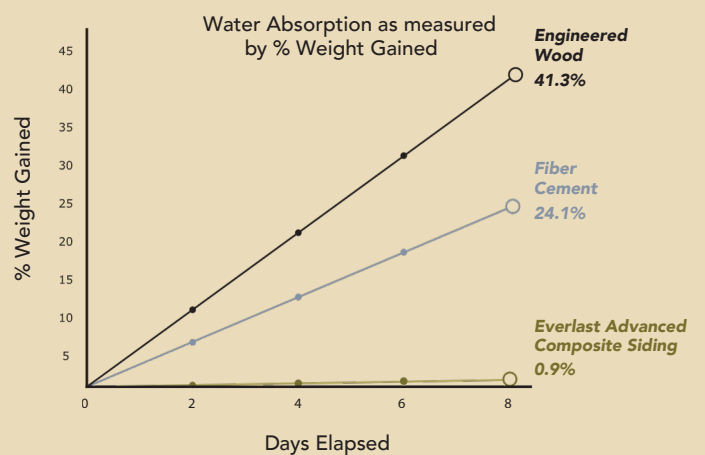


Everlast®
Lap Siding
Flagstone



Siding's #1 Enemy is Simply No Match For Everlast

Testing to compare Everlast siding's water absorption rate compared to engineered wood and fiber cement reveals a dramatic difference. Everlast's absorption rate is negligible, while engineered wood and fiber cement require diligent maintenance to achieve effective moisture protection.



Everlast® Lap Siding
Sand Dune



Color Palette

The Everlast Lap Siding palette* – including deep, rich hues – has been thoughtfully curated by color consultants to complement any style of home, regional preference, as well as both current and classic color trends.

NOTE: Colors may not be exactly as shown due to printing limitations.
Consult a product sample before final selection.

*Please contact your Everlast dealer for product availability.

Harbor Blue

Blue Spruce

Willow

Spanish Moss

Antique Ivory

Sand Dune

Misty Taupe

Chestnut

Saddle Wood

Seaside Grey

Slate

Flagstone

Storm Grey

Cabernet Red

Natural White

Common Applications

NOVIK

SHAKES, STONE AND ACCENTS



Skirting/Gables



Knee walls




Garages



NovikShake Wall



Outdoor Living



Accent Walls

NOVIK

SHAKES, STONE AND ACCENTS

NOVIKStone™ Color Chart

COLORCHIPS	Color	#	DS	SK	PHC	HC	HL	FS	RR	NovikTrim	NovikBlock
	Red Used blend	204								Red Used Blend #204	Umber #071
	Brown Blend	205								Brown Blend #205	Sierra #034
	Gray Black Blend	206								Gray Black Blend #206	Sable Brown #023
	Mountain Blend	207								Mountain Blend #207	Umber #071
	Canyon Blend	208								Canyon Blend #208	Charcoal #079
	Desert Blend	209								Desert Blend #209	Frontier #641
	Bark Blend	213								Bark Blend #213	Pecan #077
	Old Red Blend	214								Mountain Blend #207	Umber #071
	Aspen	216								Weathered Blend #201	Clay #068
	Smoke Gray	217								Weathered Blend #201	Clay #068
	Moka	218								Weathered Blend #201	Pecan #077
	Terra	219								Terra #219	Buiskin #192
	Onyx	223								Onyx #223	Burnished Slate #682
	Sand Blend	224								Sand Blend #224	Kahki #018
	Smoke White	225								Weathered Blend #201	Beige #668
	Shadow Gray	226								Gray Black Blend #206	Sable Brown #023
	Misty Beige	227								Cedar Blend #202	Timber #639
	Beige Granite	228								Natural Clay #096	Natural Clay #096
	Basalt	229								Canyon Blend #208	Charcoal #079
	Brownstone	231								Cedar Blend #202	Sable Brown #023
	Anthracite	233								Onyx #223	Charcoal Gray #679
	Travertine	234								Heritage gray #063	Heritage gray #063
	Limestone	235								Weathered Blend #201	Natural Clay #096
	Lava	236								Onyx #223	Burnished Slate #682
	Flint	237								Gray Black Blend #206	Burnished Slate #682
	Grand Canyon	238								Gray Mortar #681	
	Colorado	239								Gray Mortar #681	
	Adirondacks	240								Gray Mortar #681	
	Ausable	241								Gray Mortar #681	
	Rocky Mountains	242								Gray Mortar #681	
	Athabasca	243								Gray Mortar #681	










































Representation of colors may be slightly different due to printing process. Check color samples for actual colors. Novik reserves the right to add or remove colors without notice. Check store samples for availability.

LEGEND

Standard colors

Non-Standard colors

NOVIKShake™ Color Chart

STAINNATURAL COLOR COLLECTION								
COLORCHIPS	#	Color	RSB	RS	HS	HR	NovikTrim	NovikBlock
	301	Oak					Mountain Cedar #651	Mountain Cedar #651
	303	Walnut					Brown #667	Brown #667
	304	Teak					Red Amber #652	Red Amber #652
	305	Ebony					Burnished Slate #682	Burnished Slate #682
	306	Sequoia					Barn Red #198	Barn Red #198
BLENDED COLOR COLLECTION								
COLORCHIPS	#	Color	RSB	RS	HS	HR	NovikTrim	NovikBlock
	201	Weathered Blend					Weathered Blend #201	Khaki #018
	202	Cedar Blend					Cedar Blend #202	Sable Brown #023
	203	Traditional Blend					Traditional Blend #203	Sierra #034
	206	Gray Black Blend					Gray Black Blend #206	Sable Brown #023
	208	Canyon Blend					Canyon Blend #208	Charcoal #079
	209	Desert Blend					Desert Blend #209	Frontier #641
	229	Basalt					Canyon Blend #208	Charcoal #079
	231	Brownstone					Cedar Blend #202	Sable Brown #023
	233	Anthracite					Onyx #223	Charcoal Gray #679
SOLID COLOR COLLECTION								
COLORCHIPS	#	Color	RSB	RS	HS	HR	NovikTrim	NovikBlock
	001	White					White #001	White #001
	018	Khaki					Khaki #018	Khaki #018
	063	Heritage Gray					Heritage Gray #063	Heritage Gray #063
	064	Sandstone					Sandstone #064	Sandstone #064
	067	Slate					Slate #067	Slate #067
	071	Umber					Umber #071	Umber #071
	075	Cobalt					Cobalt #075	Cobalt #075
	682	Burnished Slate					Burnished Slate #682	Burnished Slate #682
	925	Rockaway Gray					Rockaway Gray #925	Bronze #883
	926	Coffee Bean					Coffee Bean #926	...

Representation of colors may be slightly different due to printing process. Check color samples for actual colors. Novik reserves the right to add or remove colors without notice. Check store samples for availability.

LEGEND

Standard colors

Non-Standard colors

TAR RIVER — **TIMBER WORKS** —

Pergolas
Pavilions
Custom Orders
Hammock Arbors
Swing Arbors



Pavilions



Pergolas

Box Beams
Braces
Brackets
Corbels
Headers
Mantels
Posts
Shutters
Solid Beams
Wraps



Brackets



Braces



Corbels



Metal Sales ProductCatalog

Metal Roof & Wall Systems



TRADE  **MARK**
BUILDING SUPPLY



ms Metal Sales™

Architectural
Commercial
Post Frame
Residential



ms Metal Sales™

THE METAL SALES DIFFERENCE Metal Sales™

For more than 60 years, Metal Sales Manufacturing Corporation has earned a reputation as the premier provider of innovative metal building components and accessories. We've backed this reputation with the industry's largest professional sales and service team, supported by 21 branches located throughout the United States.

We offer a full line of exceptional quality metal roof and wall panels for agricultural, commercial, architectural, industrial and residential projects of every shape and size – new construction or retrofit.

But our technology and durable designs are only part of the story. Architects, contractors and installers appreciate the impeccable service from our highly trained professional staff, ready to answer any question, or help devise custom solutions to your building and energy saving needs.







- Serving the architectural, commercial, residential, industrial and agricultural markets for over half a century
- In-house engineering and design assistance available
- A wide selection of materials and finishes available, including MS Colorfast45®, MS Crinkle Finish, ColorFit40™, PVDF, Weathering Steel, Aluminum, Stainless Steel and Copper
- Over 100 profiles available with matching trim and accessories
- Metal panels contribute to LEED points
- 21 convenient locations nationwide, including Alaska
- Quoting and shipping projects worldwide
- Up to 45 year Finish Warranties available
- Panel testing including, UL 580, ASTM E 1592 and approvals including Miami-Dade County, Florida Building Code (FBC) 2023, ICC Evaluation Report, Texas Department of Insurance and Underwriters Laboratory (UL)
- 30 year Weather-Tight Warranty available (on select profiles) 
- Curving capabilities available – (see page 8)

Metal Sales is dedicated to leading the metal building component industry, by setting new standards for operating efficiency, product design, active service management and lasting value. We strongly believe that by investing in our corporation, we will ensure the best products and services for our customers, high job satisfaction for our employees and continued innovation and growth for our industry.

 Metal Sales™

Profile Selection

STANDING SEAM PANELS

Magna-Loc 90	4	
Magna-Loc 180	4	
T-Armor Series™	5	
Seam-Loc 24®	6	
Snap-Loc 24	6	
Vertical Seam, Vertical Seam Plus	7	
Clip-Loc	7	

CONCEALED FASTENED PANELS

Image II™	8	
Mini-Batten, Curved Mini-Batten	9	
Maxi-Batten	9	
Board and Batten	10	
TLC Series	10, 11	
Apex Series (CFWP)	12	
Contempra Series (CFWP)	12	
Empire Line (CFWP)	13	
Soffit Panel	14	

EXPOSED FASTENED PANELS

T10 Series	15	
7/8" Corrugated	16	
5V-Crimp	16	
IC72-Panel, V-Line 32	17	
Low Rib Series	18, 19	
2" Rib Series	20	
3" Rib Series	20	
Deep Rib Series	21	

METAL BUILDING PANELS

PBR-Panel, R-Panel	22	
PBU-Panel, U-Panel	22	
Pro-Panel II®	23	
Classic Rib®	23	
1.25" Corrugated	24	
2.5" Corrugated	24	
Strongpanel	25	
DL-3 Panel	25	
Bi-Rib, Delta Rib, Dual Rib	26	

INSULATED WALL & ROOF PANELS

IMPower Series™	27	
-----------------	----	--

BUILDINGS & COMPONENTS

IMPACT Steel Building Systems	28	
Self Storage Solutions	29	
Secondary Framing	29	
Retro-Master®	30	
Roof Hugger® – Metal over Metal	30	
Perforation and Mitered Corners	31	
Coating Systems	31	

GUTTERS, TRIM & ACCESSORIES

Vinyl Accessories

Starter strips, J-channel, undersill, corner posts, etc.

Soffit & Fascia

White, brown, black, plus matching trim pieces

Gutter Materials

Coil (various colors), Downspouts, A & B Elbows, Hidden Hangers, Miters (inside/outside), End caps, Gutter screws, Outlets, Gutter guards (EZ Gutter Guards)















Aluminum Coil / Flashings

PVC Trim Coil

House Wrap



K-STYLE GUTTERS

PRODUCT AND USE		SIZES	COLOR	PRODUCT AND USE		SIZES	COLOR
	Gutter Coil .027 or .032 thickness	11.75"	All Colors and Copper		GutterCoil .027 or .032 thickness	15"	All Colors and Copper
	Downspout Carries water from gutter to ground	2" x 3" x 8' 2" x 3" x 10'	All Colors and Copper		Downspout Carries water from gutter to ground	3" x 4" x 8' 3" x 4" x 10'	All Colors and Copper
	Elbows A 75 degree A (front) elbow for normal applications	2" x 3"	All Colors and Copper		Elbows A 75 degree A (front) elbow for normal applications	3" x 4"	All Colors and Copper
	Elbow B 75 degree B (side) elbow for normal applications	2" x 3"	All Colors and Copper		Elbow B 75 degree B (side) elbow for normal applications	3" x 4"	All Colors and Copper
	Offset Elbow 30 degree A or B elbow for brick ledge applications	2" x 3"	All Colors and Copper		Offset Elbow 30 degree A or B elbow for brick ledge applications	3" x 4"	All Colors and Copper
	End Caps Endpiece for k-style gutter right and/or left side	5" 6"	All Colors and Copper		Y Elbow Connects two downspouts into one	2" x 3"	White Only
	Slip Joint Connectors Connects two pieces of k-style gutters	5"	White Brown		Oval Outlets 2" x 3" and 3" x 4" oval for 5" and 6" gutter	2" x 3" x 3" x 4"	White Mill Finish and Copper



COLOR CHART

20-YEAR FINISH WARRANTY

There may be variations in colors from this brochure to actual gutter coil. Please call for actual color chips.



<i>Royal Brown</i>	<i>Musket Brown</i>	<i>Dark Bronze</i>	<i>Scotch Red</i>	<i>Herringbone</i>
<i>Burgandy</i>	<i>Cream</i>	<i>Wicker</i>	<i>Grecian Green</i>	<i>Charcoal Gray</i>
<i>Sand Castle</i>	<i>Ivory</i>	<i>Pearl Gray</i>	<i>Pebblestone Clay</i>	<i>Clay</i>
<i>Norwood</i>	<i>Black</i>	<i>Linen</i>	<i>Heritage Blue</i>	<i>Almond</i>
<i>Eggshell</i>	<i>Territone</i>	<i>Dark Gray</i>	<i>Copper</i>	<i>Coppertone</i>

HIGH AND LOW GLOSS WHITE NOT SHOWN

APPENDIX

TRIM COIL COLORS

Colonial White*	Bright White*	Snow White*	Lomar White*	280 White	Sandstone Beige*	Pearl	Bone Linen	Heritage Cream*	Autumn Yellow*	Wheat
Herringbone*	Almond	Light Maple*	Sandpiper	Desert Tan*	Linen	Silver Ash*	Green Tea	Bermuda Blue	Saddle	Harbor Blue
Sterling Gray*	Glacier Blend*	Savannah Wicker*	Rye	Oxford Blue*	Pearl Gray	Natural Clay*	Granite Gray*	Pebblestone Clay*	Seagrass	Cypress
Suede	Greystone	Charcoal Gray	Spruce	Mountain Cedar	Hearthstone	Flagstone	Terra Cotta	Pacific Blue*	Ivy Green	Autumn Red
Lighthouse Red	Sable Brown*	Terra Bronze	Forest	Regatta	Tuxedo Gray*	Grecian Green*	Royal Brown*	Musket Brown C*	Musket Brown A*	Musket Brown
Dark Bronze	AMP Dark Bronze*	Black*	Deep Granite	Desert Sand	Harbor Grey	Herringbone A	Montana Suede	Portsmouth Blue	Quiet Willow	Rugged Canyon
Silver Grey	Tuscan Olive	Victorian Grey	Granite NX	Sand NX	Retail Brown	Barn Red (PVC Only)	Buckskin	Arctic White	Navajo Beige	Monterey Taupe
Autumn Tan	Khaki Brown	Timber Bark	Rich Espresso	Mountain Sage	Heathered Moss	Countrylane Red	Pearl Gray	Light Mist	Gray Slate	Night Gray
Boothbay Blue	Evening Blue	Deep Ocean	Aged Pewter	Iron Gray						

BERGER®

QUALITY BUILDING PRODUCTS SINCE 1874

***This color is offered in the standard smooth finish and a PVC finish.** Colors shown are as close to actual colors as allowed by the printing process. Actual paint samples are available, request samples prior to installation. Note: Colors vary depending on position and angles.

LEAFBLASTER PRO™ PROTECTS YOU AND YOUR HOME



LEAVES & DEBRIS



EXTERIOR WATER DAMAGE



RODENTS & PESTS



FIRES




HOMEOWNER SAFETY



PERSONAL TIME



Z-BEND TECHNOLOGY STAINLESS STEEL MESH



Z-Bend vs Flat Mesh



Gutterglove®

In accordance with NSF/ANSI 372
Also certified to NSF Protocol P151
Rainwater Catchment System
Component MH61876

ABOUT GUTTERGLOVE®

It all started back in 1996 when we were in the gutter cleaning business. After cleaning out millions of feet of gutter, we observed that no gutter guard was performing as promised. We realized that a reliable gutter protection solution was needed and incorporated in 2000. We explored new designs, the best materials, and doing what is best for customers to create what is now an extensive patent portfolio of the highest praised gutter guards available. We are proud to offer you gutter guards you can trust. The Nation's Most Trusted Gutter Guards.®

LeafBlaster.com

LeafBlaster PRO
By Gutterglove®



THE NATION'S
MOST TRUSTED
GUTTERGUARDS.™

LeafBlaster.com

LeafBlaster PRO
By Gutterglove®

PRO GRADE STAINLESS STEEL MESH GUTTER PROTECTION



KEEPS OUT LEAVES



KEEPS OUT PINE NEEDLES



KEEPS OUT ROOF GRIT



KEEPS OUT FIRE EMBERS



KEEPS OUT PESTS

Z-BEND TECHNOLOGY



Upward Z Corrugations
Elevates debris so wind more easily pushes it off.



1

STAINLESS STEEL MESH
Blocks even the finest debris from entering your gutters and won't warp or crack like plastic and uPVC.

2

Z-BEND TECHNOLOGY
Provides rigidity in the mesh to handle heavy debris while maximizing rainwater filtration.

3

ALUMINUM EXTRUSION
Holds the mesh in place and fastens to the front lip of your gutters.



FITS ANY GUTTER AND ROOF COMBO




GOOD FOR THE ENVIRONMENT


Many gutter guard products use plastic or PVC, which are harmful to the environment. LeafBlaster Pro™ is made from aluminum and stainless steel, both of which are 100% recyclable.

Heavy leaf loads. Pine needles and pollen. Heavy rain storms. E-Z has a hardworking gutter guard for that.

- Multiple price levels: pick the level of protection that fits your gutter, debris, or budget.
- Multiple levels of metals: powder-coated aluminum or steel, mill-finish or painted aluminum.
- Multiple levels of mesh screens – from medium to micro-mesh
- Multiple levels of solid covers – true solids to patented reverse louvers



**POWDER-COATED
STEEL SCREENS**



**PREMIUM ALUMINUM
SCREENS**



**PAINTED PREMIUM
COVERS**



Rainwater rushing off a roof with no gutters or clogged gutters will create a constant barrage of rainwater that can damage your home and landscape.

- Water that overflows clogged rain gutters can erode the soil outside the foundation and under your slab, causing a shift in the weight of your home.
- The rain runoff and the soil erosion can ruin your plants and shrubs, and all the extra water can actually rot roots and cause harmful mold and fungus to develop.





Geocel®

TOP CHOICES UNDER ALL WEATHER CONDITIONS.

Gutter pros trust and count on Geocel® sealants for every kind of commercial and residential job they have.



Geocel 2320® and 2321 Gutter and Narrow Seam Sealants are immediately waterproof, single-component, elastomeric and semi-self-leveling sealants. Ideal for all adverse weather conditions, they're designed to prevent the passage of air and moisture through small joints or seams. • Excellent adhesion to many

- surfaces, even when damp or oily
- Exceptional ultraviolet resistance
- Paintable
- Semi-self-leveling
- Cleans up easily

For Use On:
Asphalt shingles, brick (masonry), concrete, glass, vinyl, wood, sheet metal and other common building substrates



Geocel Pro® Gutter Seal is a high-performance hybrid sealant specifically designed for small joints and seams found in the repair and installation of gutters.

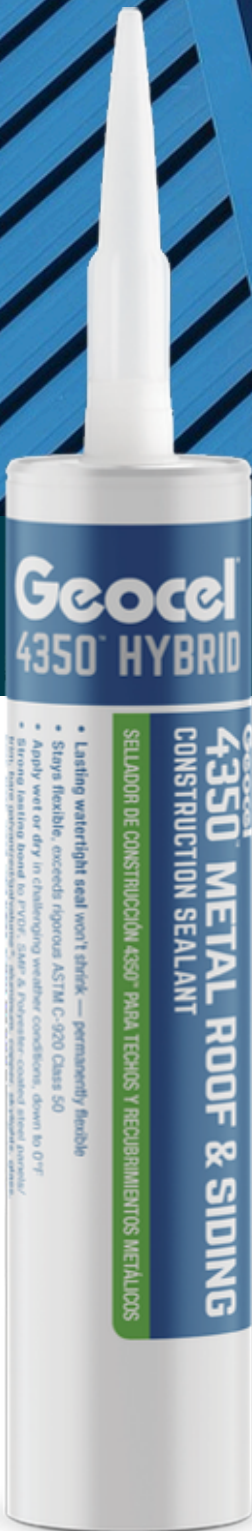
- Applies, adheres and cures underwater
- High tack, fast curing
- Weather and UV resistant
- Remains flexible
- Minimal shrinkage

For Use On:
Aluminum, brick, concrete, galvanized steel, coated steel (Kynar 500® based finishes), vinyl, wood and other common building substrates

Geocel Products Group
Cleveland, OH 44115
800-348-7615 • Fax 800-348-7009
GeocelUSA.com

© Geocel 10/20 GEOC1243/20

Geocel®



4350 METAL ROOFING & SIDING CONSTRUCTION SEALANT

SEAL IT WITH CONFIDENCE

- **Lasting watertight seal** won't shrink
- **Stays flexible** ;exceedsrigorous ASTM C-920 Class 50
- **Apply wet or dry** intoughest conditions down to 0 °F
- **Tested and proven** ideal for Sherwin-Williams Fluroponand WeatherXL coil coatings
- **Strong, lasting bond** to PVDF, SMP & polyester-coatedsteel panels/trim, bare, galvanized Galvalume, aluminum, copper, skylights, glass, brick, block, wood, vinyl siding, gutters and metal roofing fasteners
- **Shades to match**popular metal roof colors



BUILDING SOLUTIONS

Products that last, innovation and
expertise you can trust.

Geocel Products Group
Cleveland, OH 44115
GeocelUSA.com 800-348-7615 • Fax 800-348-7009





Scan to learn more about this **innovative products** available now at Bostik.

Hybri-Sil®

The flexibility of a sealant and the strength of an adhesive.

- Superior adhesion to a wide range of materials
- Interior and exterior
- All-weather application



EXCELLENT SEALANT AND ADHESIVE

MANY COMMERCIAL AND RESIDENTIAL APPLICATIONS

BONDS TO COMMON BUILDING MATERIALS



BOSTIK



For more information, contact us at:

1-800-726-7845 | www.bostik.com/us

B-107426 - 081323

WINDOWS



ViWinTech

- Energy-efficient vinyl windows
- Multiple grid patterns
- Replacement + new construction
- Fast quotes



West Window

- Local manufacturer
- Custom sizes
- Short lead times



Vinylmax

- High-performance vinyl window line
- Energy-efficient options (Low-E, argon)
- Multiple series for budget → premium
- Shorter lead times vs big national brands
- Custom sizes available
- Durable welded frames & sashes
- Great warranty support























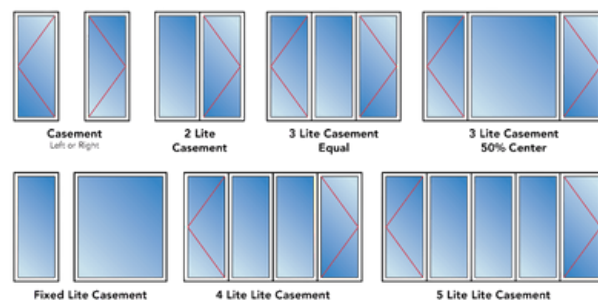
TRADE MARK
BUILDING SUPPLY

REPLACEMENT















	THE NEWTON SERIES	THE CHOICE COLLECTION	THE PRESTIGE SERIES	THE TRENDS SERIES
STYLE(S)	Double Hung • 2-lite and 3-lite Slider Picture Window • Shapes	Double Hung • 2-lite and 3-lite Slider Picture Window • Shapes	Casement • Awning • Bay • Bow Picture Window • Garden	Single Hung • 2-lite and 3-lite Slider Picture Window • Shapes • Hopper
TRIPLE PANE OPTIONS				
EXTENSION JAMB				
NAIL FIN OPTION				
COLOR OPTIONS	Solid Colors  White  Tan	Solid Colors  White  Tan Laminated Interiors  Cavalier Oak  Colonial Cherry Laminated Exteriors  Black  Bronze	Solid Colors  White  Tan Laminated Interiors  Cavalier Oak  Colonial Cherry Laminated Exteriors  Black  Bronze	Solid Color  White Laminated Exteriors  Black

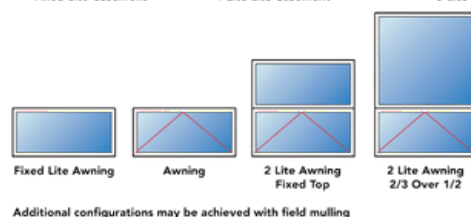
NEW CONSTRUCTION

	THE INSPIRE 4200 SERIES	THE INSPIRE 4100 SERIES	THE PRESTIGE SERIES
STYLE(S)	Double Hung • 2-lite and 3-lite Slider Picture Window • Shapes	Single Hung • 2-lite and 3-lite Slider Picture Window • Shapes	Casement • Awning • Picture Window
INTEGRAL J-CHANNEL OPTION			
EXTENSION JAMB			
TRIPLE PANE OPTIONS			
WOOD OPTION			
COLOR OPTIONS	Solid Colors  White  Clay Laminated Exteriors  Black	Solid Colors  White  Clay Laminated Exteriors  Black FACTORY APPLIED	Solid Colors  White  Tan  Clay Laminated Exteriors  Black *Coming Soon



PATIO DOORS

	THE HIGH POINTE PATIO DOOR	THE ELEGANCE PATIO DOOR	THE INSPIRE NC PATIO DOOR
STYLE(S)	Patio Door • Sidelites • Transom	Patio Door • Sidelites • Transom	Patio Door • Fixed Lites • Transom
NAIL FIN OPTION			
CUSTOM SIZES			CUSTOM SIZES ONLY AVAILABLE FOR BLACK LAMINATE
STANDARD SIZES	NOMINAL SIZE 5068 58-3/4" x 79-1/2" 6068 70-3/4" x 79-1/2" 8068 94-3/4" x 79-1/2"	NOMINAL SIZE 5068 58-3/4" x 79-1/2" 6068 70-3/4" x 79-1/2" 8068 94-3/4" x 79-1/2"	NOMINAL SIZE 5068 59-1/2" x 79-1/2" 6068 71-1/2" x 79-1/2" 8068 95-1/2" x 79-1/2" 9068 106-1/8" x 79-1/2"
COLOR OPTIONS	Solid Colors  White  Tan Laminated Exteriors  Black	Solid Colors  White  Tan Laminated Exteriors  Black	Solid Colors  White  Clay Laminated Exteriors  Black



Additional configurations may be achieved with field mulling



SCAN FOR MORE
PATIO DOOR
INFORMATION

ENERGY-MINDED

Choosing windows for your home that provide the highest level of comfort and energy efficiency year-round is very important. With advanced technology Low-E2 glass, the WestEdge™ Window Series helps block the sun's relentless heat and reduces fading of your home's interior furnishings, all while quietly improving the comfort level in your home. Our standard dual seal warm edge insulating glass spacer and available Argon gas fill helps assure the utmost in comfort and efficiency.

1 WARM EDGE GLASS SPACER

Our dual seal spacer system provides excellent thermal performance, a long-lasting seal, and improved sound control.

2 PREMIUM VINYL PROFILES

SunShield® High Performance vinyl compounds are formulated to withstand the harsh effects of weather and ultraviolet light.

3 CARDINAL LoE2 GLASS

Go beyond ordinary glass and let Low-E2-270 help you handle the weather.

LoE2

270

STANDARD

Advanced performance glass for most climates

LoE2

240

OPTIONAL

Solar and Glare Control

LoE3

366

OPTIONAL

Ultimate performance glass



ENERGY STAR qualified versions of this product are available for whatever region your home is in. Ask your sales representative for details.



for all climates
For MORE GLASS OPTIONS
please contact your West Window
sales representative.

MADE TO CUSTOMIZE

WestEdge™ windows are custom crafted for your home and can be customized to complement your home's unique style and character. Select from several grid-between-the-glass designs, custom exterior colors, and glass options to make your new windows a perfect fit for your home.

STANDARD VINYL COLORS

INTERIOR/EXTERIOR



Euro White



Tan

EXTERIOR PAINT OPTIONS



Euro White



Hunter Green



Brick Red



Black



Tan



Brown



Bronze



Terratone



Custom Color matching is also available.

Replacement orders may require a custom color match.

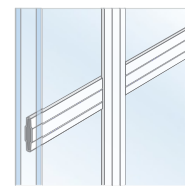
Actual colors may be slightly different than those shown.

GRID DESIGN OPTIONS

Grid-between-the-glass (GBG) options include our 9/16" or 3/4" Flat grid as well as 11/16" or 1" Contoured grid in several different patterns to suit your design taste.



Flat

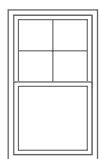


Contoured

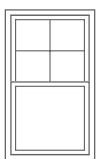
WINDOW STYLES

The WestEdge™ Window Series is designed to fit the versatile needs of your home. Whatever style and size you need, West Window has you covered.


AVAILABLE IN SIX DIFFERENT STYLES



Double Hung



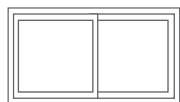
Single Hung



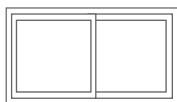
Fixed Picture



A Variety of Fixed Architectural Shapes



Double Slider



Single Slider

IF YOU CAN DREAM IT, WE CAN MAKE IT.

All of our windows are custom built to your order. Speak to your West Window sales representative for more information on custom shapes, sizes and options.

DOUBLE HUNG



SINGLE HUNG



x2
BOTH SASHES
SLIDE & OPEN

QUALITY & SERVICE
West Window
SINCE 1949

Why WestEdge™

WINDOW SERIES

EASY MAINTENANCE & OPERATION

Durable solid vinyl construction for long lasting beauty and tilt in sashes for easy cleaning make the WestEdge™ simple to maintain and enjoy.

COMFORT

High efficiency vinyl combined with advanced Low-E2 glass and warm edge spacer technology help keep your home comfortable year-round.

CONFIDENCE

WestEdge™ windows are independently tested and certified, and made by a company that has faithfully stood behind their products with great quality and service since 1949.

SLIDING WINDOWS

Our easy operating sliders look and perform great year after year.

DOUBLE SLIDING



x2
BOTH SASHES
SLIDE & OPEN



SINGLE SLIDING



REPLACEMENT WINDOWS



1000 Series

- Brochure
- Installation Guide
- Mulling Instructions
- Specs:
 - 1000 Single Hung Test Report
 - 1000 Double Hung Test Report
 - 1000 Single Glider Test Report
 - 1000 Picture Window Test Report



2000 Series

- Brochure
- Installation Guide
- Mulling Instructions
- Specs:
 - 2000 Double Hung Test Report
 - 2000 Double Glider Test Report
 - 2000 Picture Window Test Report



6000 Series

- Brochure
- Installation Guide
- Mulling Instructions
- Specs:
 - 6000 Double Hung Test Report
 - 6000 Double Glider Test Report
 - 6000 Picture Window Test Report



Bay & Bow Windows

- Brochure
- Installation Guide



Garden Windows

- Brochure
- Installation Guide



Casement & Awning Windows

- Brochure
- Casement/Awning Specs
- Installation Guide



Specialty Windows

- Brochure
- Installation Guide



NEW CONSTRUCTION WINDOWS



1150 Series

- Brochure
- Installation Guide
- Mulling Instructions
- Drywall Pass-Thru Instructions
- Specs:
 - 1150 Single Hung Test Report
 - 1150 Single Glider Test Report
 - 1150 Picture Window Test Report



2100 Series

- Brochure
- Installation Guide
- Mulling Instructions
- Drywall Pass-Thru Instructions
- Specs:
 - 2100 Single Hung Test Report
 - 2100 Double Hung Test Report
 - 2100 Single Glider Test Report
 - 2100 Picture Window Test Report



Bay & Bow Windows

- Brochure
- Installation Guide



Garden Windows

- Brochure
- Installation Guide



Casement & Awning Windows

- Brochure
- Casement/Awning Specs
- Installation Guide



Specialty Windows

- Brochure
- Installation Guide

DOORS



Exterior Door Options

- Fiberglass Entry Doors
- Steel Entry Doors
- Sliding Patio Doors
- French Doors
- Sidelites & Transoms

Jenkins
millwork llc



M MASONITE®



TRADE MARK
BUILDING SUPPLY

| Strictly Confidential, For Recipient Only



SLIDING DOORS



**Grand Vista
Traditional Sliding Door**

- Brochure
- Installation Guide
- Traditional Sliding Door Test Report



**Grand Vista
French Sliding Door**

- Brochure
- 2-Lite Installation Guide
- 3-Lite Installation Guide
- 4-Lite Installation Guide

TRADE  **MARK**
BUILDING SUPPLY

Jenkins millwork llc

Clear Glass

In addition to our lines of doorlites and sidelites with Grilles Between Glass, we also provide a full selection of clear glass products in one lite (1L), patterns and external grids. Some one lite (1L) patterns are available in Low-E also.



2 Panel Square
MHD-2ST



2 Panel
Camber-top
SHD-2CT



2 Panel Plank
Camber-top
MHD-2P



0806 1L



2210 1L AT



2210 11L AT



2206 4L



590 5L



591 1L
5/8" Bar Only
Clear Glass Only



2236 1L



0836 1L
Low-E
Only



2236 9L



0836 3L



2248 1L
Low-E only



848 1L
Low-E
Only



1464 1L
Low-E
Only



2064 1L
2264 1L



2064 1L Low-E
2264 1L Low-E



0764 1L
Low-E
Only



2064 15L
2264 15L



0764 5L



Rectangle Transom 1L
Low-E only



Rectangle GBG Transom
Low-E only

Exterior Door Collections

Our dedication to superior craftsmanship allows us to deliver unsurpassed quality and value in both fiberglass and steel entry doors. We offer a comprehensive selection of door styles, finishes, and decorative glass options — all crafted with exacting attention to detail.

VistaGrande®

Brighten Your Home from Front to Back



VistaGrande® Flush-Glazed doors offer a wider viewing area and cleaner appearance over traditional glass inserts. Style and rail features provide an authentic wood door look.

VistaGrande® Smooth Full Lite with Clear Glass | Door VSG-926-010-X

Heritage Series®

Authentic, Well-Crafted Details



The Heritage Series® door collection features authentic Craftsman and historically inspired designs to complement a variety of homes.

Heritage Series® Winslow Fir Textured with Clear Glass | Door HFT-217-010-2C

Belleville®

The Original Fiberglass



Belleville® doors feature distinct architectural details, a reinforced lock area, and thousands of customizable glass and panel combinations.

Belleville® Mahogany Textured 1/2 Lite with Double Water Glass | Door BHT-106-113-2

Sta-Tru®

Pre-Painted Steel



Sta-Tru® doors offer the security of steel. The door comes pre-finished with white paint, so there's no need for additional finishing unless you want to add a pop of color.

Available in a wide range of profiles, sizes, glass, and fire ratings, Sta-Tru® steel doors are a sound choice for front door or house-to-garage applications.

Masonite® SHD Steel Hollister 3/4 Lite with Pear Glass | Door SHD-404-116-1

HD Steel

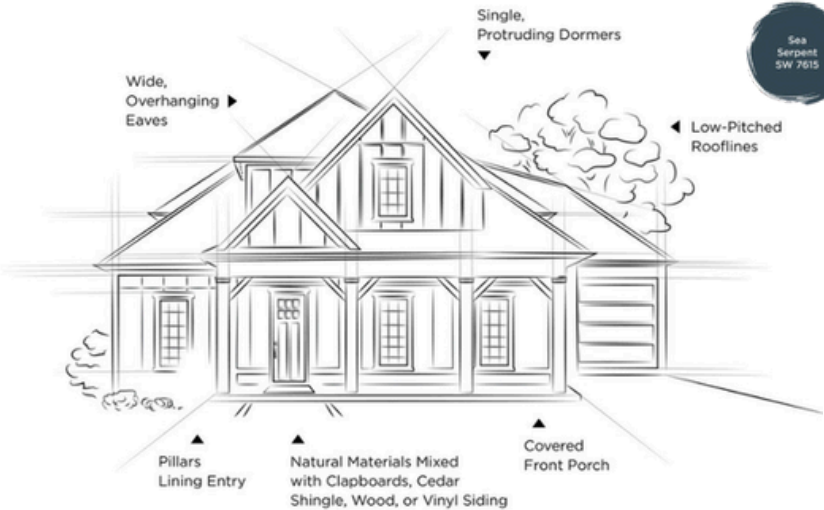
Ready to Paint



Masonite® HD Steel doors come primed and ready to paint. These doors feature high-definition decorative panel profiles that closely replicate the appearance of a high-end wood door with the ultimate in security.

Masonite® HD Steel 1/2 Lite with Cruz Glass | Door HHD-106-663-1

Craftsman Home Characteristics

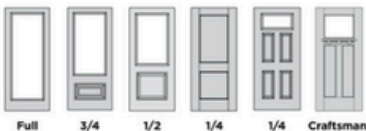


Inspiration Color Palette



Craftsman Door Characteristics

Simple and Geometric Panel Designs



Simple and Geometric Glass



DECKING



Composite Decking

- Grooved + square edge options
- Multiple colors
- Matching fascia

Railings

- Composite
- PVC
- Aluminum




TRADE MARK
BUILDING SUPPLY

| Strictly Confidential, For Recipient Only


TrexSignature®

Setting a new standard for style

\$\$\$\$\$ 50 *****



Whidbey



Ocracoke

Make the Trex decision that's right for you™

PRICE
\$ - \$\$\$\$\$

LIMITED RESIDENTIAL WARRANTY COVERAGE



DECKING SCRATCH RESISTANCE
★ - ★★★★★

HEAT MITIGATING




* Trex decking with heat-mitigating technology can still get hot to the touch when direct sunlight and high temperatures converge for extended periods of time. We therefore recommend shoes, socks, and pet booties, so that you and yours can enjoy living on your deck as much as we've enjoyed innovating it.


TrexTranscend®

LINEAGE®
Our coolest decking yet

\$\$\$\$\$ 50 *****




Island Mist




Biscayne




Rainier




Hatteras



Jasper



Carmel



Salt Flat

TrexTranscend®

Elevated aesthetics from the original high-performance decking


\$\$\$\$\$ 50 *****




Island Mist



Tiki Torch




Havana Gold



Spiced Rum



Lava Rock



Rope Swing


TrexSelect®

Nature inspired with minimal maintenance


\$\$\$ 35 *****




Pebble Grey



Saddle



Malted Barley



Whiskey Barrel



Millstone


TrexEnhance®

NATURALS
Beauty on a budget

\$\$ 25 *****




Foggy Wharf



Rocky Harbor




Toasted Sand



Coastal Bluff



Cinnamon Cove




Honey Grove


TrexEnhance®

BASICS
A trade up from wood


\$ 25 *****




Clam Shell



Tide Pool



Beach Dune



Saddle

BOARD PROFILES



Use with Trex Hideaway® Hidden Fastening System for a clean, screw-free appearance.

Decking & Railing

Design the perfect pair to suit your style and budget

TrexSignature®

X-SERIES™ RAILING


\$\$\$\$\$ 50 *****



Stainless steel cable infill



Frameless glass infill



Rod rail infill

RAILING DESIGN FLEXIBILITY
★ - ★★★★★


TrexSignature®

ALUMINUM RAILING


\$\$\$\$\$ - \$\$\$ 50 *****



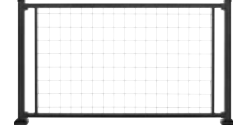
Square balusters



Rod rail infill



Stainless steel mesh infill



Glass infill

TrexTranscend®

COMPOSITE RAILING

\$\$\$ 35 *****



Round aluminum balusters



Square composite balusters



Mix and match colors



Cocktail rail

TrexSelect®

COMPOSITE RAILING

\$\$ 25 *****



Classic rail with round aluminum balusters



T-Rail with square composite balusters



T-Rail with round aluminum balusters




Select™ steel mesh railing

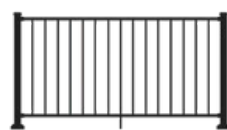
TrexSelect™

ALUMINUM RAILING

\$\$ 25 *****



Square balusters



Round aluminum balusters


TrexEnhance®

COMPOSITE RAILING

\$ 25 *****



Round aluminum balusters



Available at home centers


TrexEnhance™

STEEL RAILING

\$ 15 *****



Square balusters



Get inspired by photos of some of our favorite decking and railing pairings.



Find your style

Shop all of our products to complete your dream outdoor space



Decking
Deck Railing
Cladding
Fascia
Outdoor Lighting
Fasteners & Accessories

Deck Drainage
Outdoor Furniture
Outdoor Kitchens
Pergola
Fencing

Lattice
Spiral Stairs
Privacy Screens
Shade Panels
Cornhole



Photo © 2022 Warner Bros. Discovery, Inc. or its subsidiaries and affiliates. All rights reserved.

Start planning now with our helpful tools



Scan to explore these tools



Color Selector



Cost Calculator



Decking Comparison



Deck Designer



AR Visualizer

Visit **trex.com** or call **1-800-BUY-TREX**

© 2025 Trex Company, Inc. All rights reserved. Trex®, the Trex logo, TrexPro®, Trex Enhance®, Trex Enhance™, Trex Select®, Trex Select™, Trex Transcend®, Trex Transcend® Lineage®, Trex Signature®, Trex® OutdoorLighting, Trex Hideaway®, Trex® Pergola, Trex® Outdoor Kitchens, Trex® Outdoor Furniture, Trex® Cladding, Trex® Fascia, Trex® Spiral Stairs, Trex® Cornhole, Trex® Lattice and Trex® Fencing are either federally registered trademarks, trademarks or trade dress of Trex Company, Inc., Winchester, Virginia or its licensees.



vista 

VERTICAL PICKET RAILING

Our aluminum picket railings blend style, strength, and durability—perfect for any residential project.






















Crafted from **high-quality aluminum**, our picket railings withstand the elements while offering timeless design, easy installation, and minimal maintenance—a cost-effective way to enhance safety and curb appeal.

Choose **regular picket** railings for a classic look that complements any architectural style, or **wide picket** railings for a bolder, modern statement. Both options deliver lasting performance and elegant design for decks, balconies, and staircases.

And with all products safety assured and tested to **national building codes**, you can build with confidence!

vista 

COMPONENT GUIDE FOR your picket railing systems

<div>2" End Post</div> <div><div>✓ Picket</div><div>42" PB5468</div><div>36" PB5804</div></div> <div></div>	<div>2" 90° Corner Post</div> <div><div>✓ Picket</div><div>42" PB5469</div><div>36" PB5805</div></div> <div></div>	<div>2" 45° Corner Post</div> <div><div>✓ Picket</div><div>42" PB5494</div><div>36" PB5809</div></div> <div></div>	<div>2" Mid Post</div> <div><div>✓ Picket</div><div>42" PB5470</div><div>36" PB5806</div></div> <div></div>	
<div>2 ½" Blank Post</div> <div><div>✓ Picket</div><div>42" PB7759</div><div>36" PB7758</div><div>60" PB7725</div></div> <div></div>	<div>2 ½" Top Stair Post</div> <div><div>✓ Picket</div><div>42" PB5733</div><div>36" PB5737</div></div> <div></div>	<div>2 ½" Bottom Stair Post</div> <div><div>✓ Vertical Picket</div><div>✓ Horizontal Picket</div><div>✓ Framed Glass</div></div> <div>PB5735</div> <div></div>	<div>Mid Stair Post</div> <div><div>✓ Vertical Picket</div><div>✓ Horizontal Picket</div><div>✓ Framed Glass</div></div> <div>PB5734</div> <div>(splice hardware included)</div> <div></div>	
<div>Level Rail</div> <div><div>✓ Picket</div><div>✓ Framed Glass</div><div>✓ Cable</div></div> <div><div>5' PB7453</div><div>6' PB7457</div><div>7' PB7455</div><div>8' PB7458</div></div> <div></div>	<div>4' Regular Picket</div> <div>5/8" square</div> <div><div>✓ Vertical Picket</div></div> <div><div>42" PB7739</div><div>36" PB7750</div></div> <div></div>	<div>6' Regular Picket</div> <div>5/8" square</div> <div><div>✓ Vertical Picket</div></div> <div><div>42" PB7461</div><div>36" PB6801</div></div> <div></div>	<div>4' Wide Picket</div> <div>1 ½" x 5/8"</div> <div><div>✓ Vertical Picket</div></div> <div><div>42" PB7730</div><div>36" PB7752</div></div> <div></div>	
<div>Stair Rail</div> <div><div>✓ Picket</div><div>✓ Cable</div><div>✓ Framed Glass</div></div> <div><div>6' PB5486</div><div>8' PB5484</div></div> <div></div>	<div>4' Stair Pickets</div> <div><div>✓ Vertical Picket</div></div> <div><div>Regular PB7485</div><div>Wide PB7731</div></div> <div></div>	<div>6' Horizontal Picket Package</div> <div>(1" square)</div> <div>Horizontal Picket</div> <div><div>✓</div></div> <div><div>36" PB1536</div></div> <div></div>	<div>6' Horizontal Picket Stair Pkg</div> <div>(1" square)</div> <div><div>✓ Horizontal Picket</div></div> <div><div>36" PB1500</div></div> <div></div>	<div>Horizontal Wall Mount</div> <div><div>✓ Horizontal Picket</div></div> <div><div>36" PB1736</div></div> <div></div>
<div>Stair Bracket Package</div> <div><div>NEW</div><div>✓ Vertical Picket</div><div>✓ Cable</div><div>✓ Framed Glass</div></div> <div>PB5757</div> <div></div>	<div>Universal Angle Bracket Package</div> <div><div>✓ Vertical Picket</div><div>✓ Framed Glass</div></div> <div>PB5569</div> <div></div>	<div>Aluminum Base Cover</div> <div><div>✓ Pickets</div><div>✓ Framed Glass</div><div>✓ Cable</div></div> <div><div>for 2" Post PB7744</div><div>for 2 ½" Post PB7746</div></div> <div></div>	<div>Level Bracket</div> <div><div>✓ Pickets</div><div>✓ Framed Glass</div><div>✓ Cable</div></div> <div>PB7477</div> <div></div>	<div>VISTA KEYNOTES</div> <div>Fascia mount brackets are</div> <div><div>• available as an option — see accessories page for details.</div><div>Check out our gate options</div><div>• on page 23.</div></div>

CABINETS

Cabinetry Product Overview

*Installation available**

Semi-Custom Cabinetry

- Shaker and slab styles
- Multiple woods and finishes
- Soft-close hardware
- Fast turnaround on many options
- RTA or Pre-assembled

RTA (Ready-to-Assemble)

- Affordable
- Quick lead times
- Perfect for rental renovations or budget projects

Countertops

- Quartz
- Granite
- Installation available



TRADE MARK
BUILDING SUPPLY

| Strictly Confidential, For Recipient Only



fabuwood®

Catalina

Signature:



Blanco Gloss



Grigio Gloss



Blanco Matte



Carbone Matte



Muratti 1
NEW



Como Ash 2
NEW



Muratti 4
NEW



Nocce 3
NEW



Olmo 3
NEW

- ◆ Full overlay MDF slab door and drawer front
- ◆ BLUM Tandembox Deluxe Metal Drawer System with Pearl Grey Interior
- ◆ BLUM Concealed Clip-On Hinges with BLUMOTION Soft-Close and Quick-Release Technology. Hinges are six-way adjustable.
- ◆ Tandem plus Blumotion full extension concealed drawer runners
- ◆ Frameless Box with Cutting-Edge Threespine® Click Technology

- ◆ White Linen textured Laminate interior
- ◆ 3/4" Engineered Furniture Board (EFB) shelves edge-banded in White Linen textured laminate
- ◆ Adjustable furniture feet included with Base & Tall Cabinets for easy leveling during installation
- ◆ **NEW! Limited Lifetime Warranty**

Luna

Signature:



Desert oak
NEW



Timber



Kona



Indigo




Dove




fabuwood®

Signature Select:



Frost



Nickel



Linen



Oyster



Stone

- ◆ Full overlay door with mortise & tenon construction and applied molding detail
- ◆ 5-pc. recessed drawer front
- ◆ 5/8" solid wood drawer box with dovetail construction
- ◆ Blum Compact Clip (Model# 31C3355B.20) Concealed Hinges with Quick-Release Technology and Blumotion Soft-close. Hinges are 6-way Adjustable
- ◆ Tandem plus Blumotion (model #563H) full extension concealed drawer runners

- ◆ 1/2" select veneer plywood construction
- ◆ Natural finished interior
- ◆ 3/4" select veneer plywood adjustable shelves edge-banded in natural finish
- ◆ Face frame and end panels attached with dovetail construction
- ◆ **NEW! Limited Lifetime Warranty**


Designer Collection:



Pistachio Green
NEW



Sage Green



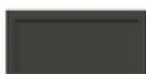
Hunter Green



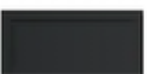
Cloud White



Denim Blue




Graphite Black
NEW



Pitch Black



Cabernet Red
NEW



Forest Green
NEW



Macadamia Beige
NEW



Mint Green
NEW



Orchid Purple
NEW



fabuwood®



fabuwood®

Onyx

Signature:



Cobblestone

Horizon

Frost

- ◆ Full overlay door with mortise & tenon construction
- ◆ 5-pc. recessed drawer front
- ◆ 5/8" solid wood drawer box with dovetail construction
- ◆ Blum Compact Clip (Model# 31C3355B.20) Concealed Hinges with Quick-Release Technology and Blumotion Soft-close. Hinges are 6-way Adjustable
- ◆ Tandem plus Blumotion (model #563H) full extension concealed drawer runners

- ◆ 1/2" select veneer plywood construction
- ◆ Natural finished interior
- ◆ 3/4" select veneer plywood adjustable shelves edge-banded in natural finish
- ◆ Face frame and end panels attached with dovetail construction
- ◆ **NEW!** Limited Lifetime Warranty

Signature Select:



Oyster

Stone


Indigo

Dove

Nickel

Linen

Designer Collection:



Pistachio Green
NEW

Sage Green

Hunter Green

Cloud White

Denim Blue

Graphite Black
NEW

Pitch Black

Cabernet Red
NEW

Forest Green
NEW

Macadamia Beige
NEW

Mint Green
NEW

Orchid Purple
NEW

Galaxy

Signature:




Desert Oak
NEW

Mocha
NEW

Pitch Black
NEW

Timber

Signature Select:



Oyster

Stone

Designer Collection:



Pistachio Green
NEW

Sage Green

Hunter Green

Cloud White

Denim Blue

Pitch Black


Cabernet Red
NEW

Orchid Purple
NEW

Forest Green
NEW

Macadamia Beige
NEW

Mint Green
NEW



Indigo

Frost

Nickel

Linen

Horizon

Dove

Cobblestone

- ◆ Full overlay door with mortise & tenon construction
- ◆ 5-pc. recessed drawer front
- ◆ 5/8" solid wood drawer box with dovetail construction
- ◆ Blum Compact Clip (Model# 31C3355B.20) Concealed Hinges with Quick-Release Technology and Blumotion Soft-close. Hinges are 6-way Adjustable
- ◆ Tandem plus Blumotion (model #563H) full extension concealed drawer runners

- ◆ 1/2" select veneer plywood construction
- ◆ Natural finished interior
- ◆ 3/4" select veneer plywood adjustable shelves edge-banded in natural finish
- ◆ Face frame and end panels attached with dovetail construction
- ◆ **NEW!** Limited Lifetime Warranty



fabuwood®



fabuwood®

Nexus

Signature:



Frost

- ◆ Solid wood door frames with 3/8" MDF center panel
- ◆ 5-pc. recessed drawer front
- ◆ 5/8" solid wood drawer box with dovetail construction
- ◆ Blum Compact Clip (Model# 31C3355B.20) Concealed Hinges with Quick-Release Technology and Blumotion Soft-close. Hinges are 6-way Adjustable
- ◆ Tandem plus Blumotion (model #563H) full extension concealed drawer runners
- ◆ 1/2" select veneer plywood construction
- ◆ Natural finished interior
- ◆ 3/4" select veneer plywood adjustable shelves edge-banded in natural finish
- ◆ Face frame and end panels attached with dovetail construction
- ◆ **NEW! Limited Lifetime Warranty**

Signature Select:



Indigo



Nickel



Linen



Oyster



Stone



Dove

Designer Collection:



Pistachio Green
NEW



Sage Green



Hunter Green



Cloud White



Denim Blue



Graphite Black
NEW



Pitch Black



Cabernet Red
NEW



Forest Green
NEW



Macadamia Beige
NEW



Mint Green
NEW



Orchid Purple
NEW

Fusion


Signature:



Timber
NEW



Dove



Kona



Nickel



Oyster



Stone

Signature Select:



Indigo



Frost



Linen

Designer Collection:



Pistachio Green
NEW



Sage Green



Hunter Green



Cloud White



Denim Blue



Graphite Black
NEW



Pitch Black



Cabernet Red
NEW



Forest Green
NEW



Macadamia Beige
NEW



Mint Green
NEW



Orchid Purple
NEW

- ◆ Solid wood door frames with 3/8" MDF center panel
- ◆ 5-pc. recessed drawer front
- ◆ 5/8" solid wood drawer box with dovetail construction
- ◆ Blum Compact Clip (Model# 31C3355B.20) Concealed Hinges with Quick-Release Technology and Blumotion Soft-close. Hinges are 6-way Adjustable
- ◆ Tandem plus Blumotion (model #563H) full extension concealed drawer runners
- ◆ 1/2" select veneer plywood construction
- ◆ Natural finished interior
- ◆ 3/4" select veneer plywood adjustable shelves edge-banded in natural finish
- ◆ Face frame and end panels attached with dovetail construction
- ◆ **NEW! Limited Lifetime Warranty**



fabuwood®

SHAKER



WHITE



ANTIQUE WHITE



DOVE



GREY



BLACK



HONEY



CINDER



Shaker Honey

EDGE LINE



WHITE

OXFORD



WHITE



SAGE



MIST



TOFFEE

TORRANCE



WHITE

CASSELBERRY



ANTIQUE WHITE



SADDLE



PRODUCT DETAILS

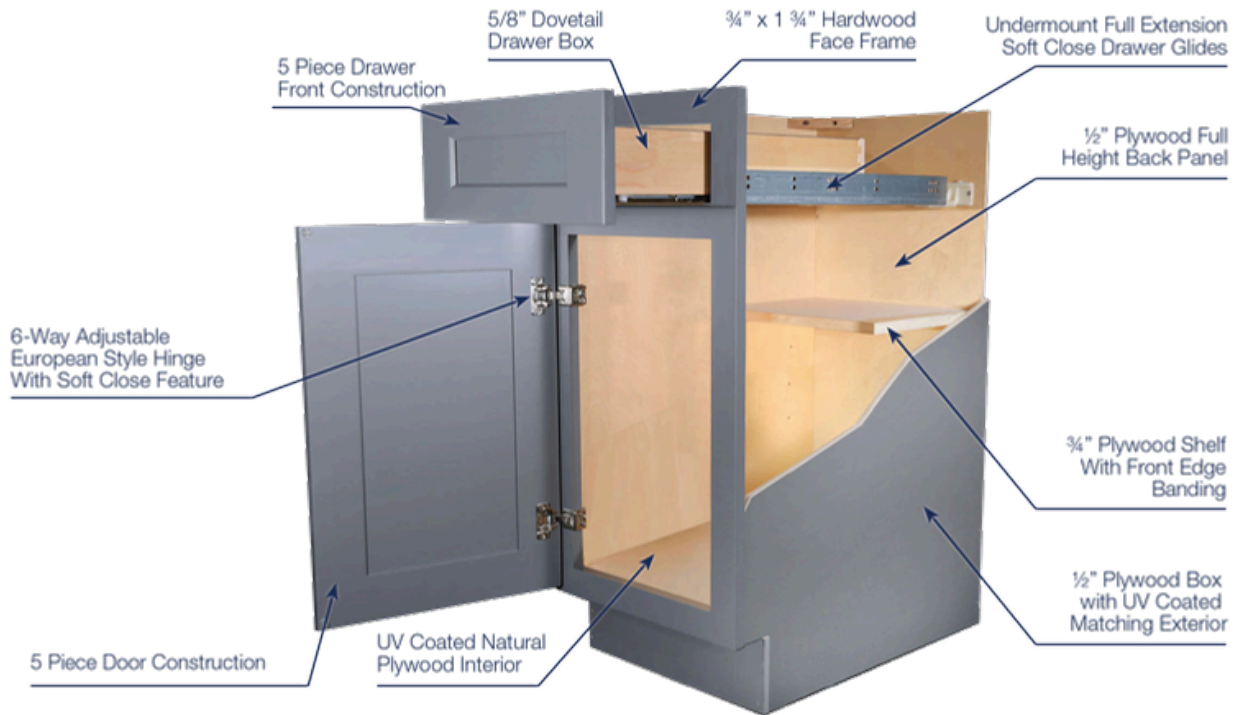
- 1/2" PLYWOOD BOX WITH MATCHING EXTERIOR
- FULL EXTENSION SOFT-CLOSE DRAWER GLIDES
- EXPANSIVE CABINET AND ACCESSORY SKU

AVAILABILITY

- TRADITIONAL AND CONTEMPORARY DOOR STYLES
- CARB2 COMPLIANT

FRAMED SPECIFICATIONS

CAPITAL
collection



DISCLAIMER: Our digital renderings are designed to provide a general visual representation of the product. However, due to the natural variation in wood grain, color, and texture, the actual appearance of finished products may differ. These unique characteristics are inherent to the material and cannot be perfectly replicated digitally. Variations in monitor settings, lighting conditions, and print production can affect how colors and finishes are perceived. For the most accurate understanding of our products, we recommend consulting physical samples alongside these renderings and/or printed materials.



Our Collections

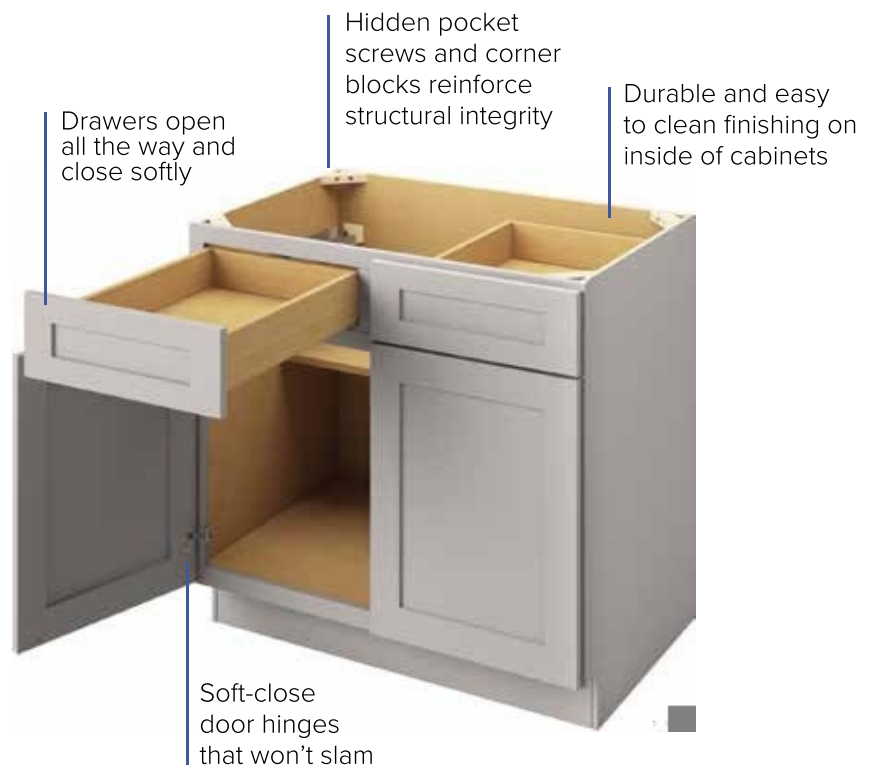
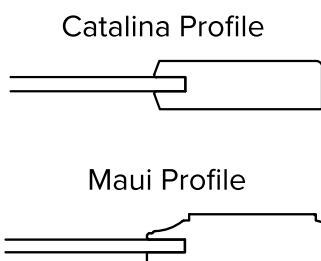


PREMIER Collection

The Premier Collection features elegant upgrades like soft-close doors and drawers that won't slam when closed.

Door Styles: Catalina, Maui

- High-quality wood construction
- 3/4" thick shelves
- Beautiful, finished interior
- 5-Year limited warranty





ESSENTIALS

Collection

The Essentials Collection features reliable hardware and sturdy construction that create a quality cabinet at a great value.

Door Style: Hatteras

- High-quality wood construction
- 3/4" thick shelves
- Beautiful, finished interior
- 1-Year limited warranty

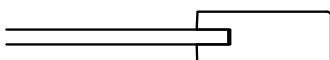
Drawers open all the way for full access to the space

Durable and easy to clean finishing on inside of cabinets



Concealed self-close hinges create a seamless look

Hatteras Profile



TRADE MARK

Builder Grade

COLLECTION



Model: Narno:
FG -
Floral Gray



Model: Narno:
FE -
Floral Espresso




Model: Narno:
FW -
Floral White



- 05 Full overlay five-piece doors and drawer fronts.
- 06 6 way stainless-steel adjustable door hinges and door bumpers included.
- 07 Solid Wood painted face frame.

01




1 1/2" plywood drawer box construction.

02



Undermount builder grade standard glides.

03




1 1/2" cabinet grade furniture board box with melamine natural interior.

04



Full dado joints with L bracket for strength.



Super Thin Laser Cut Kerf

New super thin kerf provides ease of feed, accuracy and maximized performance.



Perma-SHIELD® Coating

Non-stick, Aluminum Alloy Coating shields the blade against heat, gumming and corrosion. Ideal for all woods including decking.



TiCo™ Hi-Density Carbide

Provides a controlled carbide wear that stays sharper up to 4 times longer than standard carbide.

Hard-Core™ Steel Plate


Premium steel, hardened to HRC 48, delivers robust performance and durability.



Cuts material for up to **4** houses.



Others:
Cut material for up to **1** house.



Laser Cut Stabilizer Vents

Traps noise and vibration and stabilizes the blade, producing smoother, cleaner, quieter cuts.



Tri-Metal Shock Resistant Brazing

Tri-metal brazing system allows carbide tips to withstand extreme impact for maximum durability.



Laser Cut Heat Expansion Slots

Allows blade to expand due to heat build up, thus keeping the cut true and straight.




Laser Cut Arbor

Laser cut arbor for accurate blade rotation reduces vibration and premature wear.

Precision Tensioning

Computer controlled process keeps the blade flat and true, while maximizing blade life, precision and performance.



Lifetime Guarantee

(See Warrantee for details)



GENERAL PURPOSE

12"
44-TEETH

FINE FINISH

12"
80-TEETH



2
PACK

**GENERAL PURPOSE/FINE
FINISH BLADES**



A display of various hand tools hanging on a yellow pegboard. The tools include pliers, shears, cutters, and punches, many in their original packaging. A large red 'Sale' banner is visible in the top right corner. The tools are organized in rows, with some hanging vertically and others horizontally. The yellow pegboard has a repeating pattern of the word 'Makita' and a logo. The tools are mostly red and black, with some yellow and orange accents. The 'Sale' banner is a large red shape with the word 'Sale' in white cursive script.

SERVICES WE OFFER

- **Jobsite Delivery**

Fast, reliable drop-offs.

- **Material Takeoffs**

Bring plans; we'll provide quantities.

- **Project Support**

Advice on siding styles, windows, cabinets, etc.

- **Cabinet Layout & Design**

Full 3D designs through Trademark Kitchen & Bath.

- **Consistent Pricing**

No surprises. No unnecessary upcharges.



Full 3D Renderings



Layout Plans



TRADE MARK
BUILDING SUPPLY

| Strictly Confidential, For Recipient Only

HOW TO ORDER



Call
336.999.4445



Email
info@trademarkws.com



Order Online
www.TrademarkBuildingSupply.com

THANK YOU

Thank you for choosing a local supplier.

We appreciate your business and look forward to working with you on your next project.

TRADE  **MARK**
BUILDING SUPPLY



336.999.4445



www.TrademarkBuildingSupply.com



TRADE  **MARK**
BUILDING SUPPLY